

# Electric Pallet Stacker

MB/MBB/MBC/MBD Series

**MiMA**<sup>®</sup>  
Min Space,Max Performance



## ΕΠΙΚΟΙΝΩΝΗΣΤΕ ΜΑΖΙ ΜΑΣ

PEBRO - ΑΦΟΙ ΠΕΤΡΟΓΙΑΝΝΗ  
Αγίας Σοφίας, Θέση Μιλιαδίστα Ασπρόπυργος,  
19300, Αττική, Ελλάδα

Mail: [info@pebro.gr](mailto:info@pebro.gr) Τηλέφωνο: +30 2105595360



Επίσημος εκπρόσωπος της  
**DEXION** **SSI** **SCHAEFER**

# MB15 & 20

## Electric Pallet Stacker(1.5t/2t)

MB15/20 is an electric pallet stacker with rated load of 1500kg/2000kg. It is mainly suitable for horizontal transportation on flat ground or in containers.



### HIGH PERFORMANCE

EPS steering, easier and safer operation; low noise, providing a better working environment.

With integrated handle, simple and beautiful, comfortable and safe, all operations can be easily completed with one hand.

The latest Imported AC controller, Powerful, stable performance, intelligent self-diagnosis, less failure rate.

### SAFETY

Emergency power-off switch, which can be used in emergency situations to ensure the safety of the driver and the vehicle.

The handle is braked in both vertical and horizontal directions to improve the safety of the stacker.

### RELIABILITY

Adopts imported waterproof plugs, all wires and cables have reliable protection, which greatly improve the reliability of the electrical system.

Low center of gravity design with good stability; H-shaped mast, more solid.





### MAINTENANCE

Multi-function display instrument has electricity volume display, fault code display, working hours display.

Side-pull battery, battery replacement and charging more convenient.

### DETAILS

- 1) The imported controller, less failure rate.
- 2) Integrated handle, all operations can be easily completed with one hand.
- 3) Emergency power off button.
- 4) Waterproof plugs improve the reliability of the electrical system.
- 5) Low center of gravity design with good stability; H-shaped mast, more solid.
- 6) Armrest Safety Feature: When lowered, the armrest reduces vehicle speed by 30-40% while driving, enhancing operator safety.



# SPECIFICATION

## Standard

1.1	Model	MB1530	MB2030	MB1530	MB2030	MB1545	MB2045
1.2	Power type	Battery	Battery	Battery	Battery	Battery	Battery
1.3	Operation	Stand on	Stand on	Stand on	Stand on	Stand on	Stand on
1.4	Load capacity	Q(kg)	1500	2000	1500	2000	2000
1.5	Load center distance	C(mm)	600	600	600	600	600
1.6	Front overhang	x(mm)	737	737	722	722	712
1.7	Wheelbase	y(mm)	1390	1390	1390	1390	1390

## Weights

2.1	Service weight (incl. battery)	kg	1110	1115	1270	1300	1450	1550
2.2	Battery weight (±5%)	kg	335	335	665	665	665	665

## Wheels

3.1	Tyre type, front/rear	PU	PU	PU	PU	PU	PU
3.2	Tyre size, front	mm	φ80×70	φ80×70	φ80×70	φ80×70	φ80×70
3.3	Tyre size, rear	mm	φ230×75	φ230×75	φ230×75	φ230×75	φ230×75
3.4	Caster wheel	mm	φ125×50	φ125×50	φ125×50	φ125×50	φ125×50
3.5	Wheels, number front/rear (X=driven)+caster wheel		4 / 1X+2	4 / 1X+2	4 / 1X+2	4 / 1X+2	4 / 1X+2
3.6	Track width, rear	b10(mm)	630/770	630/770	630/770	630/770	630/770
3.7	Track width, front	b11(mm)	490/380	490/380	490/380	490/380	490/380

## Dimensions

4.1	Mast retracted height	h1(mm)	Refer to the mast specification	Refer to the mast specification	Refer to the mast specification	Refer to the mast specification	Refer to the mast specification	Refer to the mast specification
4.2	Lift height	h3(mm)	Refer to the mast specification	Refer to the mast specification	Refer to the mast specification	Refer to the mast specification	Refer to the mast specification	Refer to the mast specification
4.3	Mast extended height with load-backrest	h4(mm)	Refer to the mast specification	Refer to the mast specification	Refer to the mast specification	Refer to the mast specification	Refer to the mast specification	Refer to the mast specification
4.4	Handle height Min./Max	h14(mm)	1100/1390	1100/1390	1100/1390	1100/1390	1100/1390	1100/1390
4.5	Ground clearance, Min fork surface	h13(mm)	90	90	90	90	90	90
4.6	Overall length(pedal folded)	l1(mm)	2110	2110	2130	2130	2130	2130
4.7	Over width	b1/b2(mm)	850/1000	850/1000	850/1000	850/1000	850/1000	850/1000
4.8	Fork dimensions	l/e/s(mm)	1150/190/56	1150/190/56	1150/190/56	1150/190/56	1150/190/56	1150/190/56
4.9	Fork outside spread	b5(mm)	680/570	680/570	680/570	680/570	680/570	680/570
4.10	Ground clearance below mast	m1(mm)	30	30	30	30	30	30
4.11	Aisle width with pallet 1000*1200mm, C=500mm (with pedal folded)	Ast(mm)	2490	2490	2490	2490	2490	2490
4.12	Aisle width with pallet 800*1200mm, C=600mm (with pedal folded)	Ast(mm)	2450	2450	2450	2450	2450	2450
4.13	Turning radius(pedal folded)	Wa(mm)	1655	1655	1655	1655	1655	1655

## Performance

5.1	Driving speed, laden/unladen	km/h	5.0/6.0	5.0/6.0	5.0/6.0	5.0/6.0	5.0/6.0	5.0/6.0
5.2	Lift speed, laden/unladen	mm/s	90/130	65/110	125/175	65/100	90/130	85/130
5.3	Lowering speed, laden/unladen	mm/s	110/130	85/115	115/135	95/100	95/100	95/100
5.4	Gradeability, laden/unladen (S2-5min)	%(tanθ)	8/10	6/8	8/10	6/8	8/10	6/8
5.5	Service brake		Electromagnetic	Electromagnetic	Electromagnetic	Electromagnetic	Electromagnetic	Electromagnetic

## Driving

6.1	Drive motor, rating S2=60	kw	1.5	1.5	1.5	1.5	1.5	1.5
6.2	Lift motor, rating S3=15%	kw	2	2	2	2	2	2
6.3	Lead acid battery voltage/nominal capacity	V/Ah	24/210	24/210	24/210	24/210	24/210	24/210
6.4	Battery weight	kw	200	200	200	200	200	200
6.5	Steering system		EPS	EPS	EPS	EPS	EPS	EPS

## Others

7.1	Battery replacement method		Side pull	Side pull	Side pull	Side pull	Side pull	Side pull
7.2	Mast		Single cylinder duplex mast	Single cylinder duplex mast	Double cylinders duplex mast	Double cylinders duplex mast	Double cylinders duplex mast	Double cylinders duplex mast

# MAST SPECIFICATION

## Single Mast

1.1	Model	MB	1516	2016
1.2	Mast retracted height	h1(mm)	2090	2090
1.3	Lift height	h3(mm)	1600	1600
1.4	Mast extended height	h4(mm)	2090	2090
1.5	Free lift height	h2(mm)	1600	1600

## Single cylinder duplex mast

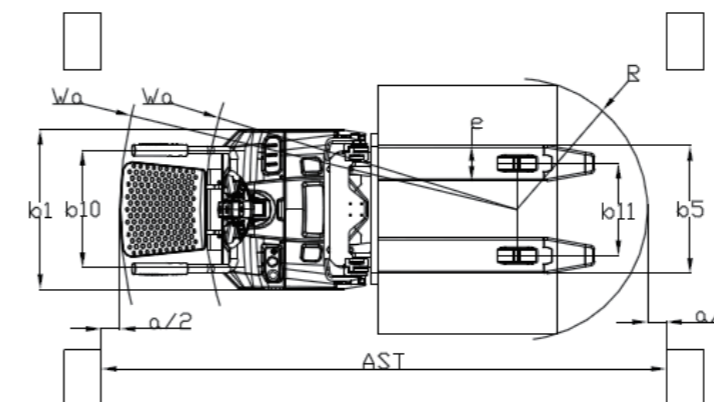
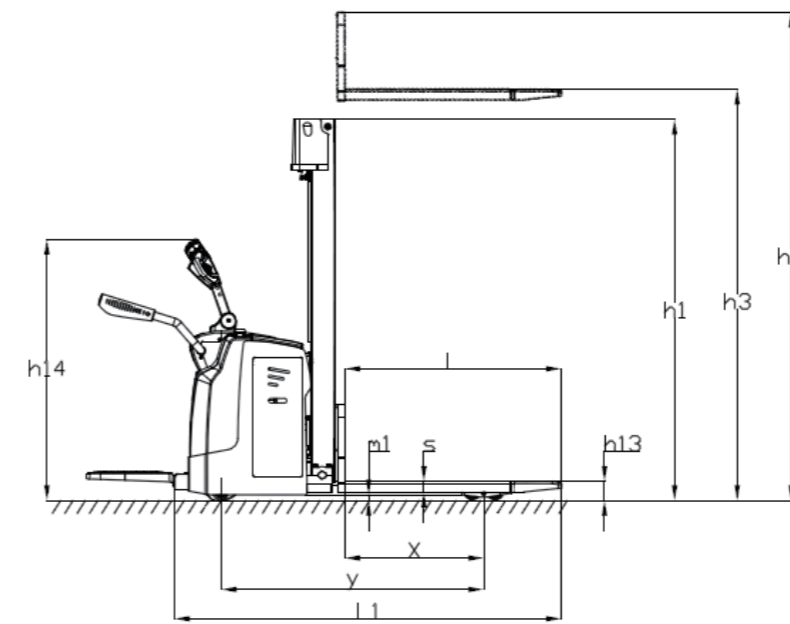
2.1	Model	MB	1525	1530	1535	1540	1545
2.2	Mast retracted height	h1(mm)	2025	2030	2035	2040	2045
2.3	Lift height	h3(mm)	1775	2025	2275	2575	2825
2.4	Mast extended height	h4(mm)	2500	3000	3500	4000	4500

## Double cylinder duplex mast

3.1	Model	MB	1525	1530	1535	1540	1545
3.2	Mast retracted height	h1(mm)	2025	2030	2035	2040	2045
3.3	Lift height	h3(mm)	1775	2025	2275	2575	2825
3.4	Mast extended height	h4(mm)	2500	3000	3500	4000	4500

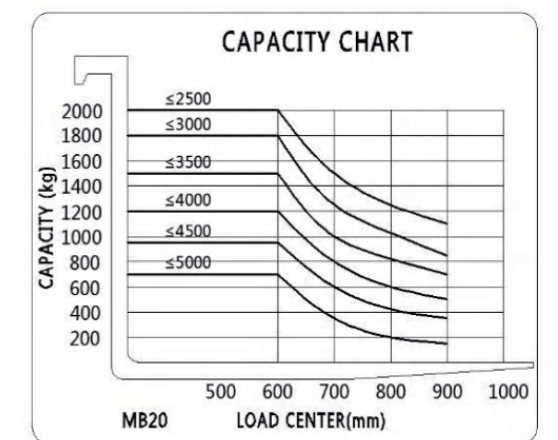
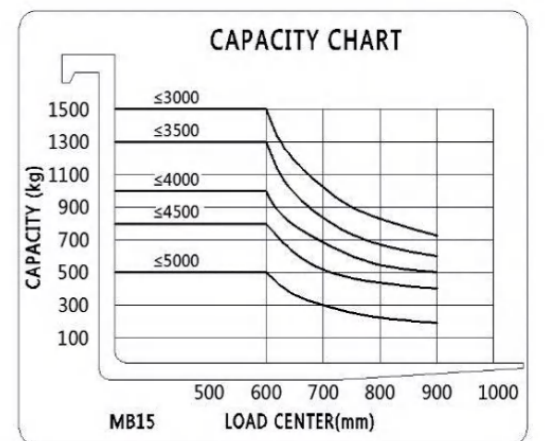
## Triplex mast

3.1	Model	MB	1535	1540	1545	1550
3.2	Mast retracted height	h1(mm)	2035	2040	2045	2050
3.3	Lift height	h3(mm)	1766	1933	2100	2267
3.4	Mast extended height	h4(mm)	3500	4000	4500	5000



# STANDARD & OPTIONAL

Imported controller	24V/280AH Lead acid battery
AC drive motor	24V/150AH Lithium battery
EPS steering	24V/200AH Lithium battery
24V/210AH Lead acid battery	Lithium battery
	Straddle legs
	Warning light
	Reverse buzzer



# MBD12 & 15

## Walking Type Electric Pallet Stacker(1.2t/1.5t)

MBD12/15 is an electric pallet stacker with rated capacity of 1200kg /1500kg,with smart design and flexible reaction. It can also perform efficiently and safely in limited space.



### HIGH PERFORMANCE

Compact body with long handle design based on ergonomic standard;

Small turning radius;

Use imported controller, powerful, stable performance, intelligent self-diagnosis, less failure rate.

### SAFETY

Low center of gravity design provides better stability during forklift operations.

A quick-access power-off switch ensures immediate safety for both driver and machine in critical situations.

Our forks boast a descent buffer function, gently lowering goods to minimize any impact force, prioritizing safety above all.



### FREE MAINTENANCE

Multi-functional display: Monitor battery levels, fault codes, and work hours conveniently on the display instrument.

Maintenance free batteries, more convenient maintenance;

Small turning radius, minimal noise, and easy replacement make maintenance a breeze for the entire drive system.

Use permanent magnet brushless drive motor, easy to maintain.

### DETAILS




1)The imported controller, less failure rate.

2)Integrated handle, all operations can be easily completed with one hand.

3) Emergency power off button.

4) Waterproof plugs improves the reliability of the electrical system.

5) Maintenance free batteries.



## SPECIFICATION

### Standard

1.1	Model		MBD12	MBD15
1.2	Power type		Battery	Battery
1.3	Operation		Walking	Walking
1.4	Load capacity	Q(kg)	1200	1500
1.5	Load center distance	C(mm)	500	500
1.6	Wheelbase	y(mm)	1200	1200

### Weights

2.1	Service weight (incl. battery)	kg	560	560
-----	--------------------------------	----	-----	-----

### Wheels

3.1	Tyre type		PU	PU
3.2	Tyre size, front	mm	φ80×70	φ80×70
3.3	Tyre size, rear	mm	φ210×70	φ210×70
3.5	Caster wheel	mm	φ125×50	φ125×50
3.6	Wheels, number front/rear(X=driven)+caster wheel		2/1x+1	2/1x+1
3.7	Track width, front	b11(mm)	400	400

### Dimensions

4.1	Mast retracted height	h1(mm)	Refer to the mast specification	Refer to the mast specification
4.2	Lift height	h3(mm)	Refer to the mast specification	Refer to the mast specification
4.3	Mast extended height	h4(mm)	Refer to the mast specification	Refer to the mast specification
4.4	Handle height Min./Max.	h14(mm)	800/1200	800/1200
4.5	Ground clearance, Min fork surface	h13(mm)	85	85
4.6	Overall length	l1(mm)	1750	1750
4.7	Overall width	b1(mm)	800	800
4.8	Fork dimensions	l/e/s(mm)	1150/160/60	1150/160/60
4.9	Fork outside spread	b5(mm)	560*	560*
4.10	Ground clearance below mast	m1(mm)	30	30
4.11	Aisle width with pallet 1000*1200mm, C=500mm	Ast(mm)	2050	2050
4.12	Aisle width with pallet 800*1200mm, C=600mm	Ast(mm)	2100	2100
4.13	Turning radius	Wa(mm)	1440	1440

### Performance

5.1	Driving speed, laden/unladen	km/h	3.5/4	3.5/3.6
5.2	Lift speed, laden/unladen	mm/s	110/180	73/107
5.3	Lowering speed, laden/unladen	mm/s	130/160	85/115
5.4	Gradeability, laden/unladen(S2-5min)	%(tanθ)	3/6	3/6
5.5	Service brake		Electromagnetic	Electromagnetic

### Driving

6.1	Drive motor, rating S2=60	kw	0.75	0.75
6.2	Lift motor, rating S3=15%	kw	2	2
6.3	Lead acid battery voltage/nominal capacity	V/Ah	2×12/80	2×12/80
6.4	Battery weight	kg	50	50
6.5	Steering system		Mechanical	Mechanical

### Others

7.1	Mast		Single cylinder duplex mast	Single cylinder duplex mast
-----	------	--	-----------------------------	-----------------------------

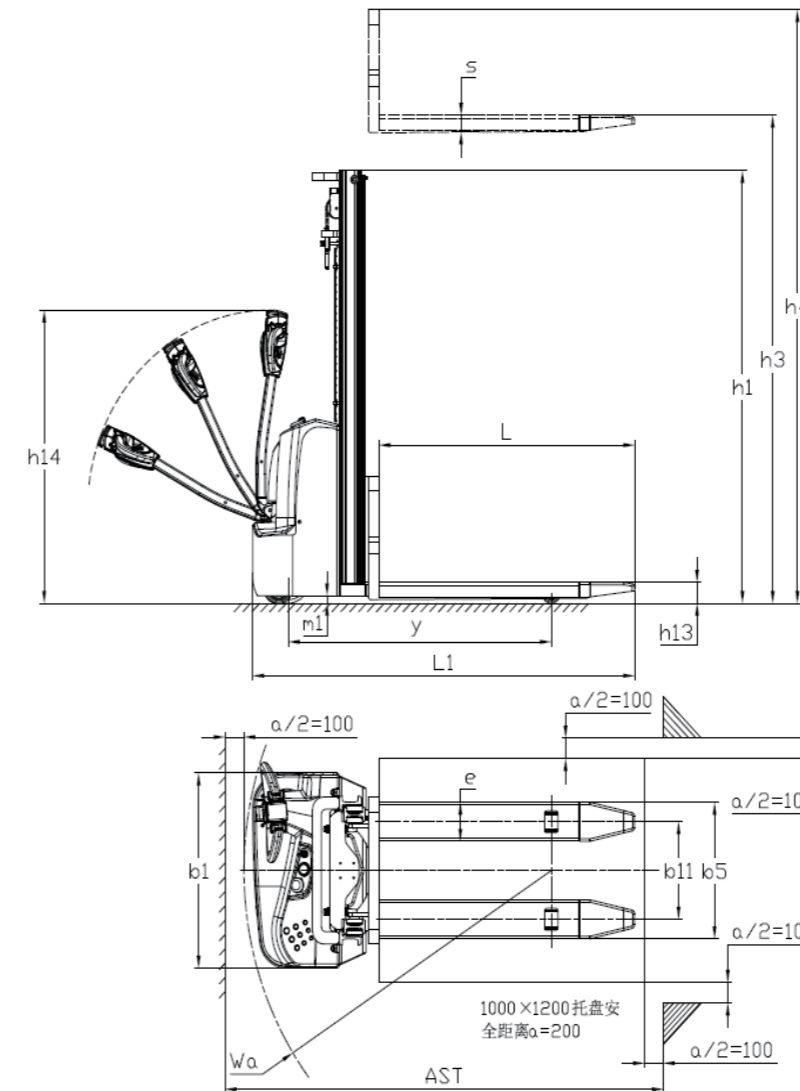
## MAST SPECIFICATION

### MBD12 single cylinder duplex mast

1.1	Model		MBD1225	MBD1230
1.2	Mast retracted height	h1(mm)	1780	2030
1.3	Lift height	h3(mm)	2500	3000
1.4	Mast extended height	h4(mm)	3010	3510

### MBD15 single cylinder duplex mast

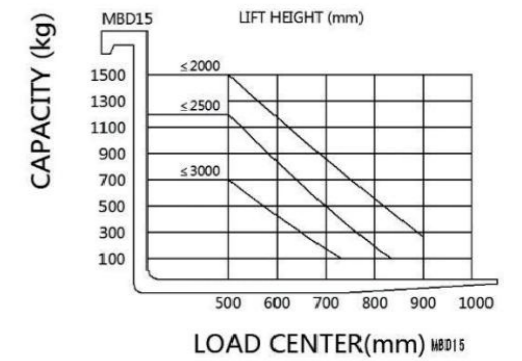
2.1	Model		MBD1525	MBD1530
2.2	Mast retracted height	h1(mm)	1780	2030
2.3	Lift height	h3(mm)	2500	3000
2.4	Mast extended height	h4(mm)	3010	3510



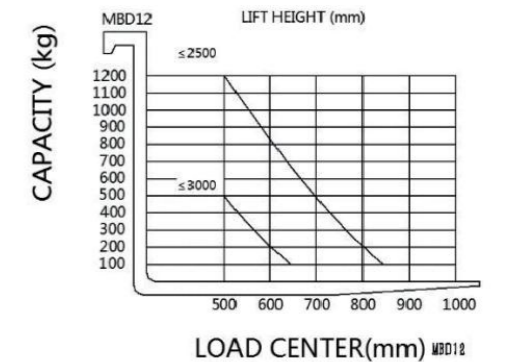
## STANDARD & OPTIONAL

Imported controller	24V/80AH Lithium battery
Mechanical steering	Straddle legs
24V/80AH Lead acid battery	

### CAPACITY CHART



### CAPACITY CHART



# MBB09

## Walking Electric Counterbalanced Pallet Stacker(0.9t)

The MBB09 series presents a nimble walking pallet stacker truck, capable of effortlessly handling 0.9 tons with a lifting reach of 3 meters. Compact and lightweight, it thrives in confined spaces like floor operations and elevators. Its innovative legless design accommodates a wider array of pallet sizes, ensuring versatile functionality.



### SAFETY:

**Emergency Power-Off Switch:** Ensures immediate safety for the driver and vehicle in urgent situations.

**Triple Braking Functions:** Offers release, reverse, and emergency braking for secure driving.

**Fork Carriage:** Enables safe and precise loading and unloading of goods.

### RELIABILITY

**AMP Waterproof Plug-in:** Provides robust circuit protection, minimizing electrical failures.

**Robust Mast Design:** Guarantees stability and extends the vehicle's lifespan.

### COMFORT

**Folded Sleeve Fork:** Easily maneuvers in elevators and tight spaces for second-floor operations.

**Integrated Control Handle:** Streamlined design for effortless one-hand operation.



### DETAILS

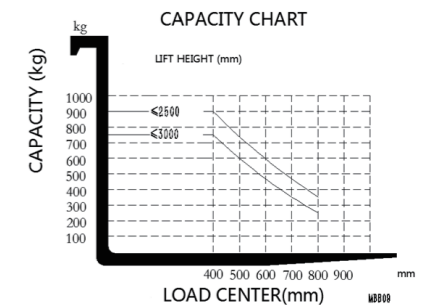
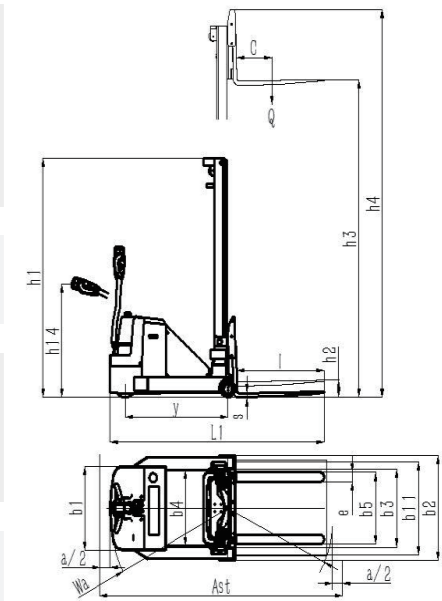
- 1) Charger for convenient charging
- 2) Vertical drive motor for easy wheel replacement and maintenance
- 3) Integrated handle for simplicity, aesthetics, comfort, and safety
- 4) Power display meter for easy monitoring of remaining battery power

### STANDARD & OPTIONAL

Imported controller	24V/80Ah lithium battery
DC drive motor	
Mechanical steering	
24V/100AH Lead acid battery	

### SPECIFICATION

Standard		MBB09-16	MBB09-20	MBB09-20	MBB09-20	
1.1	Model	MBB09-16	MBB09-20	MBB09-20	MBB09-20	
1.2	Power type	Battery	Battery	Battery	Battery	
1.3	Operation	Walking	Walking	Walking	Walking	
1.4	Load capacity	Q(kg)	900	900	900	
1.5	Load center distance	C(mm)	400	400	400	
1.6	Front overhang	x(mm)	80	80	80	
1.7	Wheelbase	y(mm)	1150	1150	1150	
<b>Weights</b>						
2.1	Service weight (incl. battery)	kg	1100	1140	1160	1180
2.2	Axle loading, unladen front/rear	kg	600/500	600/540	600/560	600/580
2.3	Axle loading, laden front/rear	kg	220/1780	224/1816	227/1833	230/1850
<b>Wheels</b>						
3.1	Tyre type, front/rear	PU	PU	PU	PU	
3.2	Tyre size, front	mm	φ140×100	φ140×100	φ140×100	φ140×100
3.3	Tyre size, rear	mm	φ210×70	φ210×70	φ210×70	φ210×70
3.4	Wheels, number front/rear(X=driven)+caster wheel		2/1x	2/1x	2/1x	2/1x
3.5	Track width, front	b11(mm)	775	775	775	775
<b>Dimensions</b>						
4.1	Mast retracted height	h1(mm)	2100	1495	1745	1995
4.2	Free lift height	h2(mm)	1600	/	/	/
4.3	Lift height	h3(mm)	1600	2000	2500	3000
4.4	Mast extended height	h4(mm)	2200	2600	3100	3600
4.5	Overall length	L1(mm)	2235	2235	2235	2235
4.6	Overall width	b1/b2(mm)	700/875	700/875	700/875	700/875
4.7	Fork dimensions	l/e/s(mm)	850/100/35	850/100/35	850/100/35	850/100/35
4.8	Fork carriage width	b3(mm)	650	650	650	650
4.9	Fork outside spread	b5(mm)	220-600	220-600	220-600	220-600
4.10	Support arms inner width	b4(mm)	625	625	625	625
4.11	Handle height	h14(mm)	820-1150	820-1150	820-1150	820-1150
4.12	Ground clearance below	(mm)	50	50	50	50
4.13	Aisle width with pallet 1000*1200mm C=500mm (with pedal folded)	Ast(mm)	2740	2740	2740	2740
4.14	Aisle width with pallet 800*1200mm C=600mm (with pedal folded)	Ast(mm)	2850	2850	2850	2850
4.15	Turning radius	Wa(mm)	1300	1300	1300	1300
<b>Performance</b>						
5.1	Driving speed, laden/unladen	km/h	3/3.5	3/3.5	3/3.5	3/3.5
5.2	Lift speed, laden/unladen	mm/s	145/215	145/215	145/215	145/215
5.3	Lowering speed, laden/unladen	mm/s	105/105	105/105	105/105	105/105
5.4	Gradeability, laden/unladen(S2-5min)	%(tanθ)	3/5	3/5	3/5	3/5
5.5	Service brake		Electromagnetic	Electromagnetic	Electromagnetic	Electromagnetic
<b>Driving</b>						
6.1	Drive motor, rating S2=60	kw	0.75AC	0.75AC	0.75AC	0.75AC
6.2	Lift motor, rating S3=15%	kw	2DC	2DC	2DC	2DC
6.3	Lead acid battery voltage/nominal capacity	V/Ah	24/100	24/100	24/100	24/100
6.4	Battery weight	kg	65	65	65	65
6.5	Steering system		Mechanical	Mechanical	Mechanical	Mechanical



# MBB10

## Walking Electric Counterbalanced Pallet Stacker(1T)

MBB10/16/20 series—Electric Counterbalanced Stackers. With lifting heights spanning 3000mm to 5500mm, these compact and lightweight stackers excel in narrow aisle operations, from flooring to elevator use.



### DETAILS

- 1) Charger for convenient charging
- 2) Vertical drive motor for easy wheel replacement and maintenance
- 3) Integrated handle for simplicity, aesthetics, comfort, and safety
- 4) Power display meter for easy monitoring of remaining battery power

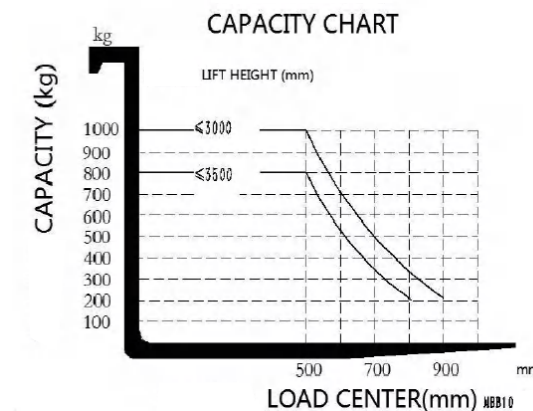
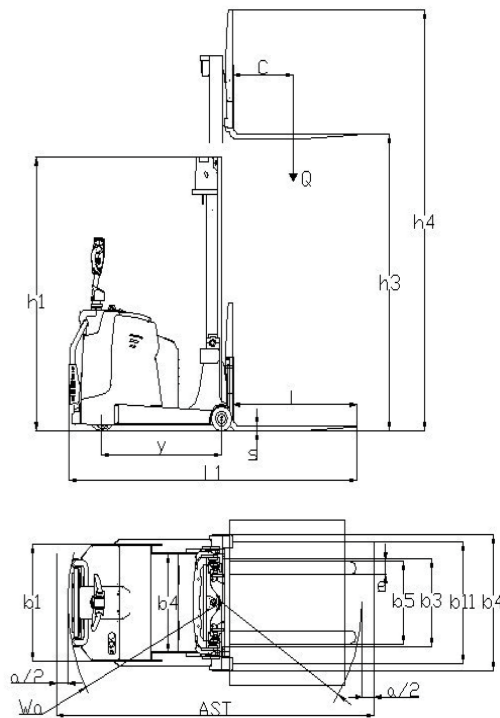
### STANDARD & OPTIONAL

Imported controller	Mast tilt function
AC drive motor	24V/150AH or 24V/200AH Lithium battery
EPS steering	Battery replacement trolley
24V/210AH Lead acid battery	Side-shifter
	Proportional control system

MB Series

### SPECIFICATION

Standard		MBB10-16	MBB10-25	MBB10-30	MBB10-35	
1.1	Model	MBB10-16	MBB10-25	MBB10-30	MBB10-35	
1.2	Power type	Battery	Battery	Battery	Battery	
1.3	Operation	Stand on	Stand on	Stand on	Stand on	
1.4	Load capacity	Q(kg)	1000	1000	1000	
1.5	Load center distance	C(mm)	500	500	500	
1.6	Front overhang	x(mm)	100	100	100	
1.7	Wheelbase	y(mm)	1050	1050	1050	
Weights						
2.1	Service weight (incl. battery)	kg	1680	1760	1790	1820
2.2	Axle loading, unladen front/rear	kg	941/739	986/774	1002/788	1019/801
2.2	Axle loading, laden front/rear	kg	367/2313	378/2382	382/2408	386/2434
Wheels						
3.1	Tyre type, front/rear	PU	PU	PU	PU	
3.2	Tyre size, front	mm	φ180×100	φ180×100	φ180×100	φ180×100
3.3	Tyre size, rear	mm	φ230×75	φ230×75	φ230×75	φ230×75
3.4	Caster wheel	mm	φ125×50	φ125×50	φ125×50	φ125×50
3.5	Wheels, number front/rear(X=driven)		2/1X+2	2/1X+2	2/1X+2	2/1X+2
3.6	Track width, rear	b10(mm)	630	630	630	630
3.7	Track width, front	b11(mm)	894	894	894	894
Dimensions						
4.1	Mast retracted height	h1(mm)	2090	1760	2010	2260
4.2	Free lift height	h2(mm)	/	/	/	/
4.3	Lift height	h3(mm)	1600	2500	3000	3500
4.4	Overall length (pedal folded)	L1(mm)	2560	2560	2560	2560
4.5	Overall width	b1/b2(mm)	994	994	994	994
4.6	Fork dimensions	l/e/s(mm)	1070/100/35	1070/100/35	1070/100/35	1070/100/35
4.7	Fork carriage width	b3(mm)	/	/	/	/
4.8	Fork outside spread	b5(mm)	220-610	220-610	220-610	220-610
4.9	Support arms inner width	b4(mm)	/	/	/	/
4.10	Handle height Min./Max.	(mm)	1100/1390	1100/1390	1100/1390	1100/1390
4.11	Ground clearance below mast	(mm)	66	66	66	66
4.12	Aisle width with pallet 1000×1200mm C=500mm(with pedal folded)	Ast(mm)	2770	2770	2770	2770
4.13	Aisle width with pallet 800×1200mm C=600mm(with pedal folded)	(mm)	2880	2880	2880	2880
4.14	Turning radius(pedal folded)	Wa(mm)	1415	1415	1415	1415
Performance						
5.1	Travelling speed, laden/unladen	km/h	4/5.8	4/5.8	4/5.8	4/5.8
5.2	Lift speed, laden/unladen	mm/s	80/110	80/110	80/110	80/110
5.3	Lowering speed, laden/unladen	mm/s	120/140	120/140	120/140	120/140
5.4	Gradeability, laden/unladen	%(tanθ)	5/8	5/8	5/8	5/8
5.5	Service brake		Mechanical /Electromagnetic	Mechanical /Electromagnetic	Mechanical /Electromagnetic	Mechanical /Electromagnetic
Driving						
6.1	Drive motor, rating S2=60	kw	9.1AC	9.1AC	9.1AC	9.1AC
6.2	Lift motor, rating S3=15%	kw	12.8AC	12.8AC	12.8AC	12.8AC
6.3	Lead acid battery voltage/nominal capacity V/Ah		24/210	24/210	24/210	24/210
6.4	Battery weight	kg	200	200	200	200
6.5	Steering system		EPS	EPS	EPS	EPS



### SAFETY

**Armrest Safety Function:** it lowers vehicle speed by 30-40% when armrests are lowered, enhancing operator safety.

**Emergency Power-Off Switch:** it ensures driver and vehicle safety in emergency situations.

**Emergency Reverse Button:** it prevents driver injuries during backward movement through handle-mounted emergency reverse buttons.

**Fork Carriage:** it enables safer loading and unloading of goods.

### RELIABILITY

**AMP Waterproof Plug-in:** Provides reliable circuit protection, significantly reducing electrical failures.

**The Latest AC Controller:** Offers powerful, stable performance, intelligent self-diagnosis, with a low failure rate.

**Maintenance-Free AC Driving Motor:** Exhibits excellent acceleration and climbing performance.

### COMFORT

**Integrated Control Handle:** Enables effortless one-handed operation for all functions.

**Convenient Maintenance:** Easily disassembled front cover and centralized arrangement of components for easier maintenance.

# MBB16/20

## Electric Counterbalanced Pallet Stacker(1.6T/2T)

MBB16/20 series-Electric Counterbalanced Stackers. With lifting heights spanning 3000mm to 5500mm, these compact and lightweight stackers excel in narrow aisle operations, from flooring to elevator use.



### SAFETY

**Armrest Safety Function :** it lowers vehicle speed by 30-40% when armrests are lowered, enhancing operator safety.

**Emergency Power-Off Switch:** it ensures driver and vehicle safety in emergency situations.

**Emergency Reverse Button:** it prevents driver injuries during backward movement through handle-mounted emergency reverse buttons.

**Fork Carriage:** it enables safer loading and unloading of goods.

### RELIABILITY

**AMP Waterproof Plug-in:** Provides reliable circuit protection, significantly reducing electrical failures.

**The Latest AC Controller:** Offers powerful, stable performance, intelligent self-diagnosis, with a low failure rate.

**Maintenance-Free AC Driving Motor:** Exhibits excellent acceleration and climbing performance.





### COMFORT

**Integrated Control Handle:** Enables effortless one-handed operation for all functions.

**Convenient Maintenance:** Easily disassembled front cover and centralized arrangement of components for easier maintenance.

### DETAILS

- 1) Charger for convenient charging.
- 2) Vertical drive motor for easy wheel replacement and maintenance.
- 3) Integrated handle for simplicity, aesthetics, comfort, and safety.
- 4) Power display meter for easy monitoring of remaining battery power.



# SPECIFICATION

Standard			
1.1	Model	MBB16 (duplex mast) Battery	MBB16 (triplex full free mast) Battery
1.2	Power type	Stand on	Stand on
1.3	Operation	Stand on	Stand on
1.4	Load capacity	Q(kg) 1600	1600
1.5	Load center distance	C(mm) 500	500
1.6	Wheelbase	y(mm) 1250	1250

Weights			
2.1	Service weight (incl. battery)	kg	2300

Wheels			
3.1	Tyre type, front/rear	PU	PU
3.2	Tyre size, front	mm	φ210×85
3.3	Tyre size, rear	mm	φ230×75
3.4	Caster wheel	mm	φ150×50
3.5	Wheels, number front/rear(X=driven)+caster wheel		2/1X+2
3.6	Track width, rear	b10(mm)	678
3.7	Track width, front	b11(mm)	967

Dimensions			
4.1	Mast tilt angle front/rear	α/β(°)	2/5(mast tilt) 2/5(fork tilt)
4.2	Mast retracted height	h1(mm)	Refer to the mast specification
4.3	Free lift height	h2(mm)	Refer to the mast specification
4.4	Lift height	h3(mm)	Refer to the mast specification
4.5	Mast extended height	h4(mm)	Refer to the mast specification
4.6	Overall length(pedal folded)	L1(mm)	2765
4.7	Overall width	b1/b2(mm)	900/1060
4.8	Fork dimensions	l/e/s(mm)	1070/100/35
4.9	Fork outside spread	b5(mm)	220-710
4.10	Handle height Min./Max	(mm)	1025/1445
4.11	Ground clearance below mast	(mm)	70
4.12	Aisle width with pallet 1000*1200mm C=500mm(with pedal folded)	Ast(mm)	2950
4.14	Aisle width with pallet 800*1200mm C=600mm (with pedal folded)	Ast(mm)	3070
4.16	Turning radius(pedal folded)	Wa(mm)	1590

Performance			
5.1	Travelling speed, laden/unladen	km/h	5.5/6
5.3	Lift speed, laden/unladen	mm/s	100/140
5.4	Lowering speed, laden/unladen	mm/s	100/95
5.5	Gradeability, laden/unladen	%(tanθ)	6/10
5.7	Service brake		Electromagnetic

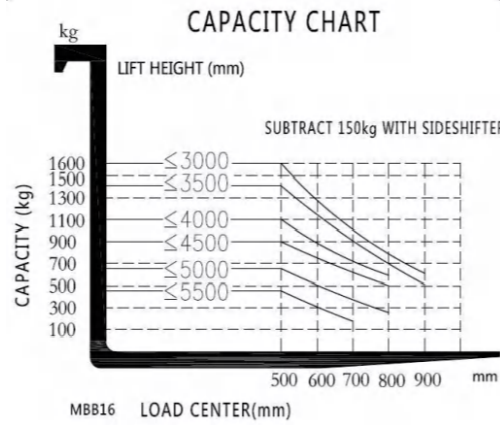
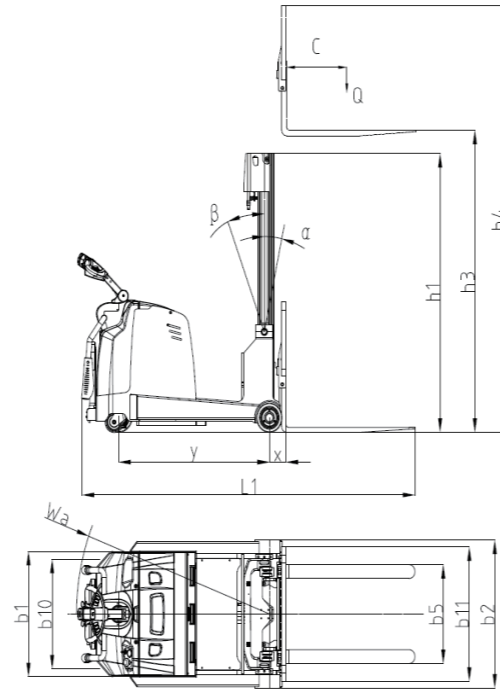
Driving			
6.1	Drive motor, rating S2=60	kw	1.5AC
6.2	Lift motor, rating S3=15%	kw	2DC
6.3	Lead acid battery voltage/nominal capacity	V/Ah	24/210
6.4	Battery weight	kg	185
6.5	Steering system		EPS

Others			
7.1	Battery replacement method		Hoisting

## MAST SPECIFICATION

		Single Mast		Single Cylinder and Duplex Mast				
		MBB16-16	MBB16-25	MBB16-30	MBB16-35	MBB16-40	MBB16-45	
2.1	Model							
2.2	Mast retracted height	h1(mm)	2090	1760	2010	2260	2560	2810
2.3	Lift height	h3(mm)	1600	2500	3000	3500	4000	4500
2.4	Mast extended height	h4(mm)	2500	3410	3910	4410	4910	5410

Triplex Full Free Mast(with fork tilt)						
2.1	Model	MBB16-40	MBB16-45	MBB16-50	MBB16-55	
2.2	Mast retracted height	h1(mm)	1934	2100	2266	2432
2.3	Lift height	h3(mm)	4000	4500	5000	5500
2.4	Free lift height	h2(mm)	989	1155	1321	1487
2.4	Mast extended height	h4(mm)	4935	5435	5935	6435



## STANDARD & OPTIONAL

Imported controller	Battery replacement trolley
AC drive motor	Side-shifter
EPS steering	Proportional control system
Fork or Mast tilt function	24V/150AH Lithium battery for MBB16
24V/210AH Lead acid battery	24V/200AH Lithium battery for MBB16 and MBB20
	24V/270AH Lead acid battery

# SPECIFICATION

Standard			
1.1	Model	MBB20(duplex mast)	MBB20(triplex full free mast)
1.2	Power type	Battery	Battery
1.3	Operation	Stand on	Stand on
1.4	Load capacity	Q(kg) 2000	2000
1.5	Load center distance	C(mm) 500	500
1.8	Wheelbase	y(mm) 1450	1450

Weights			
2.1	Service weight (incl. battery)	kg	2550

Wheels			
3.1	Tyre type, front/rear	PU	PU
3.2	Tyre size, front	mm	φ210×55
3.3	Tyre size, rear	mm	φ254×100
3.4	Wheels, number front/rear(X=driven)		4/1X
3.5	Track width, front	b11(mm)	906

Dimensions			
4.1	Mast tilt angle front/rear	α/β(°)	2/5
4.2	Mast retracted height	h1(mm)	Refer to the mast specification
4.3	Free lift height	h2(mm)	Refer to the mast specification
4.4	Lift height	h3(mm)	Refer to the mast specification
4.5	Mast extended height	h4(mm)	Refer to the mast specification
4.6	Overall length(pedal folded)	L1(mm)	2990
4.7	Overall width	b1/b2(mm)	900/1190
4.8	Fork dimension	l/e/s(mm)	1070/122/40
4.9	Fork outside spread	b5(mm)	264-732
4.10	Handle height Min./Max	(mm)	1045/1465
4.11	Ground clearance below mast	(mm)	80
4.12	Aisle width with pallet 1000*1200mm C=500mm(with pedal folded)	Ast(mm)	3150
4.13	Aisle width with pallet 800*1200mm C=600mm(with pedal folded)	Ast(mm)	3270
4.14	Turning radius(pedal folded)	Wa(mm)	1730

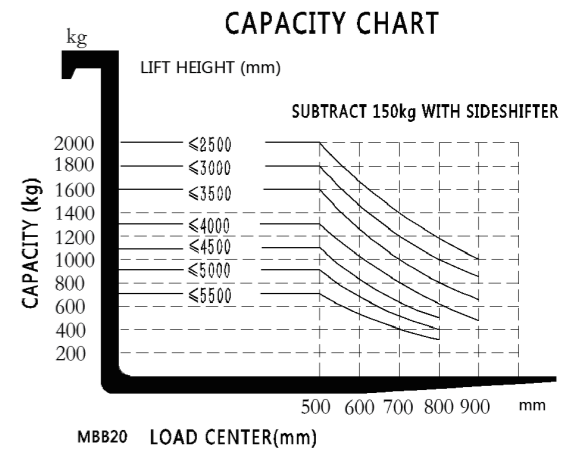
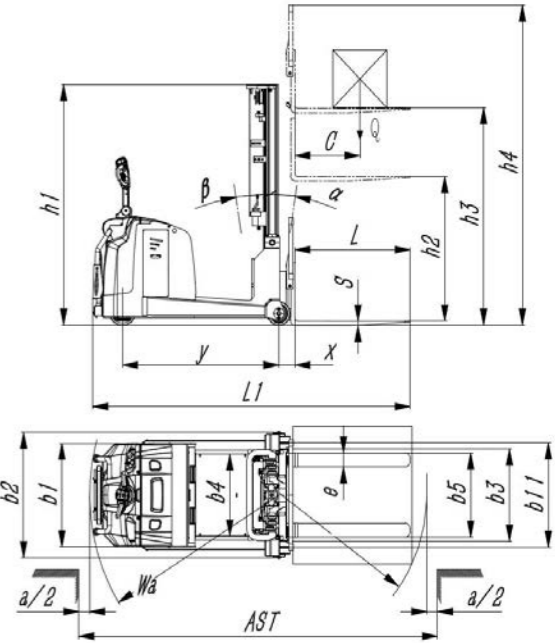
Performance			
5.1	Travelling speed, laden/unladen	km/h	5.5/6
5.2	Lift speed, laden/unladen	mm/s	100/140
5.3	Lowering speed, laden/unladen	mm/s	100/95
5.4	Gradeability, laden/unladen	%(tanθ)	6/10
5.5	Service brake		Electromagnetic

Driving			
6.1	Drive motor, rating S2=60	kw	2.5
6.2	Lift motor, rating S3=15%	kw	3
6.3	Lead acid battery voltage/nominal capacity	V/Ah	24/270(side pull)
6.4	Battery weight	kg	235
6.5	Steering system		Electric steering

## MAST SPECIFICATION

Double Cylinders and Duplex Mast								
1.1	Model	MBB20	MBB20-16	MBB20-25	MBB20-30	MBB20-35	MBB20-40	MBB20-45
1.2	Lift height	h3(mm)	1600	2500	3000	3500	4000	4500
1.3	Mast closed height	h1(mm)	2100	1770	2020	2270	2570	2820
1.4	Mast extended height	h4(mm)	2500	3435	3935	4435	4935	5435

Triplex Full Free Mast						
2.1	Model	MBB20-40	MBB20-45	MBB20-50	MBB20-55	
2.2	Lift height	h3(mm)	4000	4500	5000	5500
2.3	Mast closed height	h1(mm)	1934	2100	2266	2432
2.4	Free lift height	h2(mm)	989	1155	1321	1487



## STANDARD & OPTIONAL

Imported controller	24V/200AH Lithium battery
AC drive motor	Battery replacement trolley
EPS steering	Side-shifter
Fork or Mast tilt function	Proportional control system

# MBC16/20

## Walking Electric Pallet Stacker(1.6t/2t)

MBC series is walkie type pallet stacker with 1600kg/2000kg load capacity, mainly used in supermarket, warehouse, floor and short-middle distance transportation. It is four points structure, very stable and economically.



### SAFETY

Anti-pressure foot design: Rear panel is adapted big carved stamping parts, with anti-pressure foot design.

Emergency power-off switch: it can be used in emergency situations to ensure the safety of the driver and the vehicle

Full size organic glass: it prevent accidents caused by falling goods

The emergency reverse buttons on the handle head can effectively prevent the driver from being hurt when running backwards.

### RELIABILITY

Using imported waterproof connectors, all wires and cables are reliably protected, improving the stability of the electrical system.

Adopting a 4-point low center of gravity design for higher stability.

Adopting a sturdy door frame to ensure working stability and a longer service life of the entire vehicle

### COMFORT

Side pull battery allows for easy and quick battery replacement (standard)

Integrated control handle, beautiful and simple, all operation functions can be easily completed with one hand.

Small turning radius: it can work smoothly in 2375mm narrow aisle

### HIGH PERFORMANCE


Standard stepless proportional descent speed regulation can reduce the impact of gantry descent and ensure precise positioning of forks.

Using an AC driving motor, it has excellent acceleration performance, good climbing performance, low heat generation, no carbon brushes, and maintenance free.

Imported control system, precise and stable control, higher efficiency.

### DETAILS

- 1) Easy to operate battery charging plug.
- 2) Vertical drive motor for simple wheel maintenance
- 3) Integrated handle for comfort and safety
- 4) Power display meter for monitoring battery levels



# SPECIFICATION

## Standard

1.1	Model	MBC1630	MBC1630	MBC16	MBC2030	MBC2030	MBC20
1.2	Power type	Battery	Battery	Battery	Battery	Battery	Battery
1.3	Operation	Walking	Walking	Walking	Walking	Walking	Walking
1.4	Load capacity	Q(kg)	1600	1600	1600	2000	2000
1.5	Load center distance	C(mm)	600	600	600	600	600
1.6	Wheelbase	y(mm)	1290	1290	1290	1290	1290

## Weights

2.1	Service weight (incl. battery)	kg	1150	1200	1300	1150	1200	1300
-----	--------------------------------	----	------	------	------	------	------	------

## Wheels

3.1	Tyre type		PU	PU	PU	PU	PU	PU
3.2	Tyre size, front	mm	φ80×70	φ80×70	φ80×70	φ80×70	φ80×70	φ80×70
3.3	Tyre size, rear	mm	φ230×75	φ230×75	φ230×75	φ230×75	φ230×75	φ230×75
3.4	Caster wheel	mm	φ125×50	φ125×50	φ125×50	φ125×50	φ125×50	φ125×50
3.5	Wheels, number front/rear(X=driven)+caster wheel		4/1X+1	4/1X+1	4/1X+1	4/1X+1	4/1X+1	4/1X+1
3.6	Track width, rear	b10(mm)	530	530	530	530	530	530
3.7	Track width, front	b11(mm)	490	490	490	490	490	490

## Dimensions

4.1	Mast retracted height	h1(mm)	Refer to the mast specification					
4.2	Free lift height	h2(mm)	Refer to the mast specification					
4.3	Lift height	h3(mm)	Refer to the mast specification					
4.4	Mast extended height	h4(mm)	Refer to the mast specification					
4.5	Handle height Min./Max.	h14(mm)	700/1300	700/1300	700/1300	700/1300	700/1300	700/1300
4.6	Ground clearance, Min fork surface	h13(mm)	90	90	90	90	90	90
4.7	Overall length	l1(mm)	1990	1990	1990	1990	1990	1990
4.8	Overall width	b1/b2(mm)	820	820	820	820	820	820
4.9	Fork dimensions	l/e/s(mm)	1150/190/58	1150/190/58	1150/190/58	1150/190/58	1150/190/58	1150/190/58
4.10	Fork outside spread	b5(mm)	680	680	680	680	680	680
4.11	Ground clearance below mast	(mm)	30	30	30	30	30	30
4.12	Aisle width with pallet 1000*1200mm, C=500mm	Ast(mm)	2375	2375	2375	2375	2375	2375
4.13	Aisle width with pallet 800*1200mm, C=600mm	Ast(mm)	2375	2375	2375	2375	2375	2375
4.14	Turning radius	Wa(mm)	1490	1490	1490	1490	1490	1490

## Performance

5.1	Driving speed, laden/unladen	km/h	5.0/6.0	5.0/6.0	5.0/6.0	5.0/6.0	5.0/6.0	5.0/6.0
5.2	Lift speed, laden/unladen	mm/s	90/130	90/130	90/130	90/130	90/130	90/130
5.3	Lowering speed, laden/unladen	mm/s	110/130	110/130	110/130	110/130	110/130	110/130
5.4	Gradeability, laden/unladen(S2-5min)	%(tanθ)	6/12	6/12	6/12	6/12	6/12	6/12
5.5	Service brake		Electromagnetic	Electromagnetic	Electromagnetic	Electromagnetic	Electromagnetic	Electromagnetic

## Driving

6.1	Drive motor, rating S2=60	kw	1.5	1.5	1.5	1.5	1.5	1.5
6.2	Lift motor, rating S3=15%	kw	2	3	3	2	3	3
6.3	Lead acid battery voltage/nominal capacity	V/Ah	24/210(side pull)	24/210(side pull)	24/210(side pull)	24/210(side pull)	24/210(side pull)	24/210(side pull)
6.4	Battery weight	kg	180	180	180	180	180	180
6.5	Steering system		Mechanical	Mechanical	Mechanical	Mechanical	Mechanical	Mechanical

## Others

7.1	Battery replacement method		Side pull	Side pull	Side pull	Side pull	Side pull	Side pull
7.2	Mast		Single cylinder duplex mast	Double cylinder duplex mast	Triplex mast*	Single cylinder duplex mast	Double cylinder duplex mast	Triplex mast*

# MAST SPECIFICATION

## Single Mast

1.1	Model		MBC1616	MBC2016
1.2	Lift height	h3(mm)	1600	1600
1.3	Mast retracted height	h4(mm)	2090	2090
1.4	Mast extended height	h1(mm)	2090	2090
1.5	Free lift height	h2(mm)	1600	1600

## Single Cylinder Duplex Mast

2.1	Model		MBC1625	MBC1630	MBC1635	MBC1640	MBC1645
2.2	Lift height	h3(mm)	2500	3000	3500	4000	4500
2.3	Mast retracted height	h1(mm)	1775	2025	2275	2575	2825
2.4	Mast extended height	h4(mm)	3000	3500	4000	4500	5000

## Double Cylinder Duplex Mast

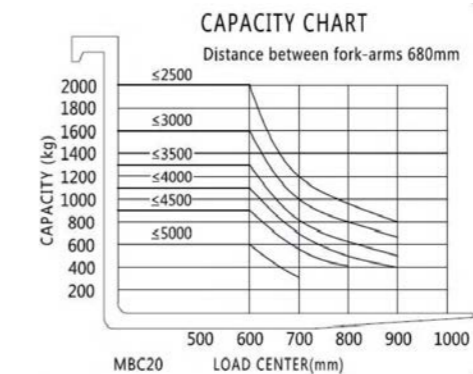
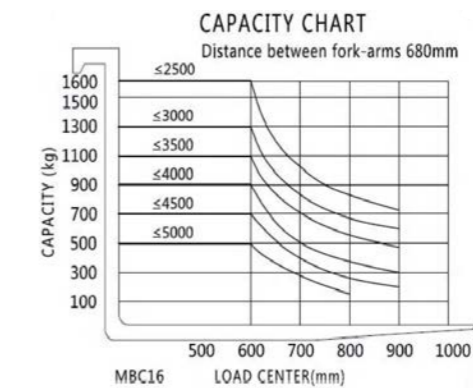
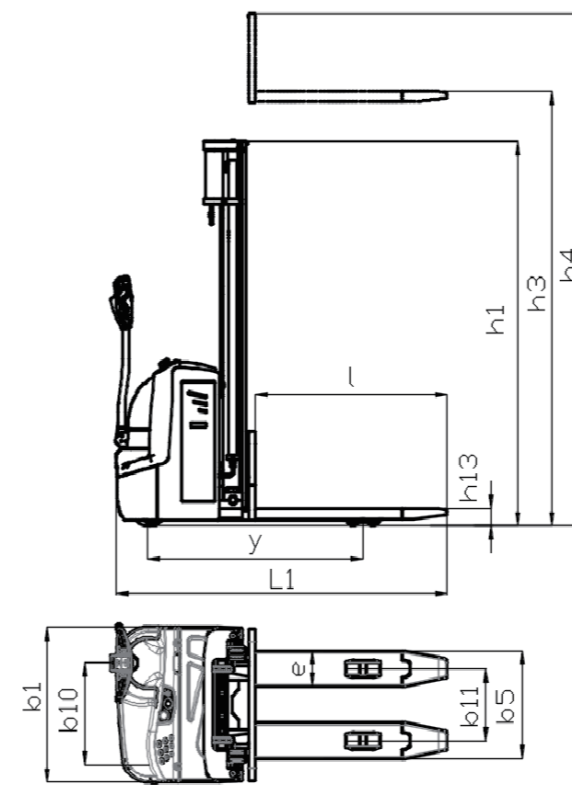
3.1	Model		MBC1625	MBC1630	MBC1635	MBC1640	MBC1645
3.2	Lift height	h3(mm)	2500	3000	3500	4000	4500
3.3	Mast retracted height	h1(mm)	1775	2025	2275	2575	2825
3.4	Mast extended height	h4(mm)	3000	3500	4000	4500	5000

## Triplex Mast

4.1	Model		MBC1640	MBC1645	MBC1650
4.2	Lift height	h3(mm)	4000	4500	5000
4.3	Mast retracted height	h1(mm)	1933	2100	2267
4.4	Mast extended height	h4(mm)	4500	5000	5500

## Triplex Full Free Mast

5.1	Model		MBC1640	MBC1645	MBC1650
5.2	Lift height	h3(mm)	4000	4500	5000
5.3	Mast retracted height	h1(mm)	1933	2100	2267
5.4	Free Lift Height	h2(mm)	1383	1550	1717
5.5	Mast extended height	h4(mm)	4500	5000	5500



# STANDARD & OPTIONAL

Imported controller	Standard and optional
AC drive motor	24V/150AH Lithium battery
EPS steering	24V/200AH Lithium battery
24V/210AH Lead acid battery	Lithium battery
	Straddle legs
	Warning light
	Reverse buzzer



**1994**

Nearly 30 years of forklift history

**600+**

Employees

**50+**

National invention patents

**72000m<sup>2</sup>**

Total area

Founded in 1994, Banyitong Science & Technology Developing Co., Ltd. is a high-tech enterprise specializing in designing and manufacturing high-end electric material handling equipment. The company covers an area of 72,000 square meters with 600 employees. We are one of the first batch of national "SRDI"(Specialization, Refinement, Differentiation, Innovation)small giant enterprises in Anhui Province, with a highly qualified R&D team of over 100 engineers. We're also an industrial technology R&D center in Anhui province.

"MiMA", our product brand, is interpreted as Min. Space, Max. Performance! We aim to create more excellent value for customers through our professional products and realize more fantastic dreams together with our customers.